





sweet

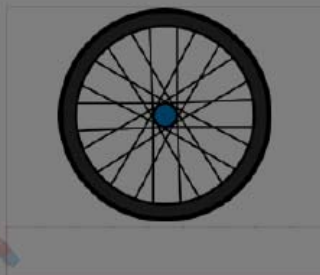

ee

ea



◀ sweet leaf wheel ▶

T
S
P
[unlabeled]
[unlabeled]
[unlabeled]



pictures

words

phonemes

endings

letters

Teacher or Children

Notes

T



Starters

1. Identify the pictures. Say the names clearly. Can children identify the middle vowel phoneme in each word?
2. Remind them of the phoneme long 'ee' and the spelling pattern ee. Point out the alternative representations of the vowel phoneme in the phonic focus panel.
3. Can children choose which of the representations of 'ee' they should use? Finish the words using letters from the Splash Bank.
4. Use the Splash Banks to complete the Starter Screen. How do you spell 'ee' this time?

T



Practice

5. Revisit the long vowel phonemes in the phonic focus panel.
6. Identify the long vowel phoneme in the word.
7. Use the Splash Banks to find more pictures, words or phonemes and letters to complete the Practice Screen.

CH

Practice Book 4

8. Complete page 5.

T/CH



Splish Splash

9. Use the Splish Splash Screen and find other words containing the long vowel phoneme 'ee', spelled ee or ea.
10. Find, make or write the words.

T/CH

Check

11. Ask children to:
 - Write 'ee' in two different ways;
 - write the words *been*, *clean* and *green*;
 - think of their own words with long vowel phoneme 'ee'.



sweet

ee


ea



leaf

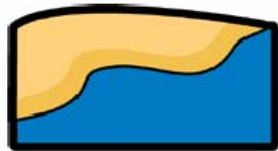


wheel



seat

◀ wheel seat queen ▶



beach

ee

ea



pictures

words

phonemes

endings

letters

T

S

P





•

📷

✍️



Select your phonic focus by clicking and dragging from the Phoneme, Ending or Letter Splash Banks below.



Search words

GO

armchair autumn baby

pictures words phonemes endings letters